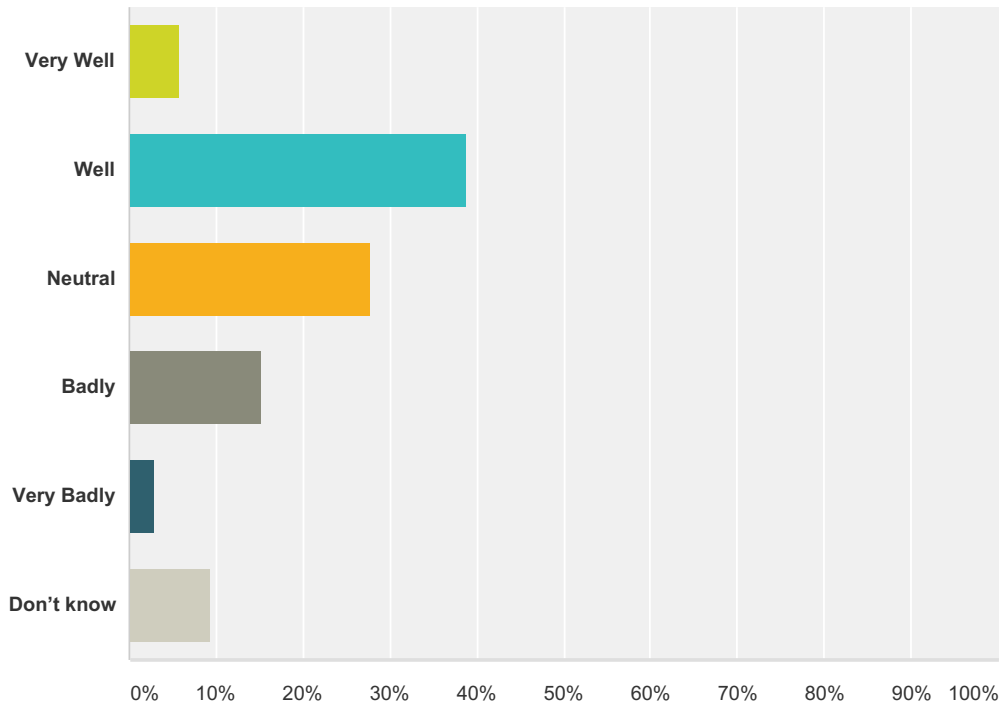


Q1 How well do you think things are going in the Yuba River watershed today?

Answered: 375 Skipped: 9



Answer Choices	Responses	
Very Well	5.87%	22
Well	38.93%	146
Neutral	27.73%	104
Badly	15.20%	57
Very Badly	2.93%	11
Don't know	9.33%	35
Total		375

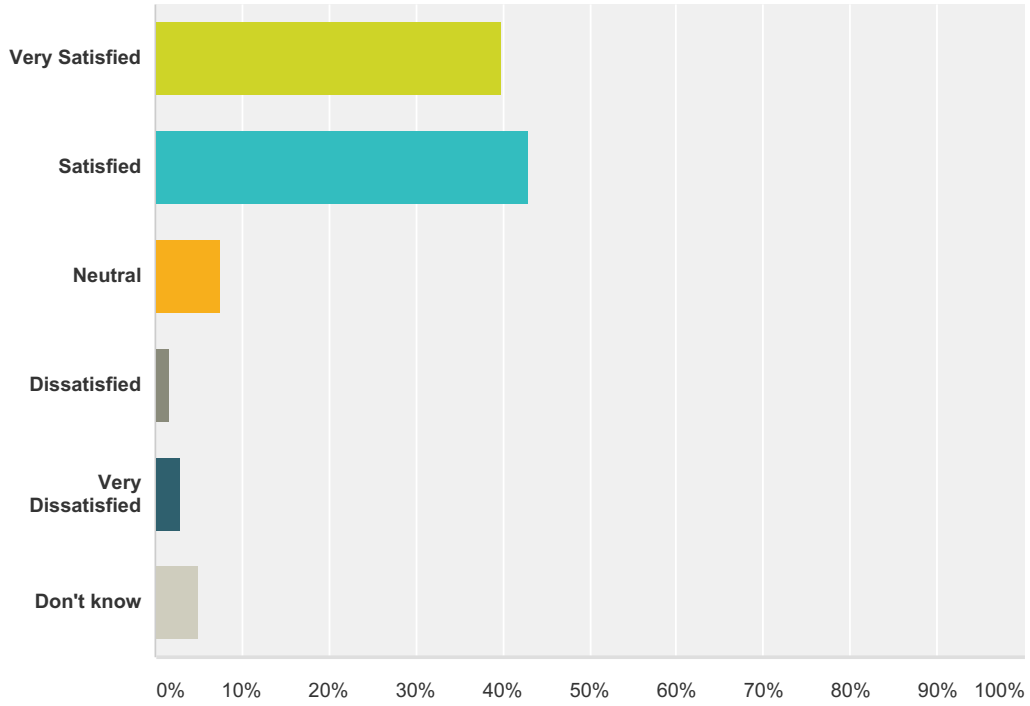
Q2 What do you think is the most important threat facing the Yuba River today?

Answered: 355 Skipped: 29

Q3 How satisfied are you with the direction SYRCL is going today?

Answered: 376 Skipped: 8

SYRCL Community Survey 2015



Answer Choices	Responses	Count
Very Satisfied	39.89%	150
Satisfied	43.09%	162
Neutral	7.45%	28
Dissatisfied	1.60%	6
Very Dissatisfied	2.93%	11
Don't know	5.05%	19
Total		376

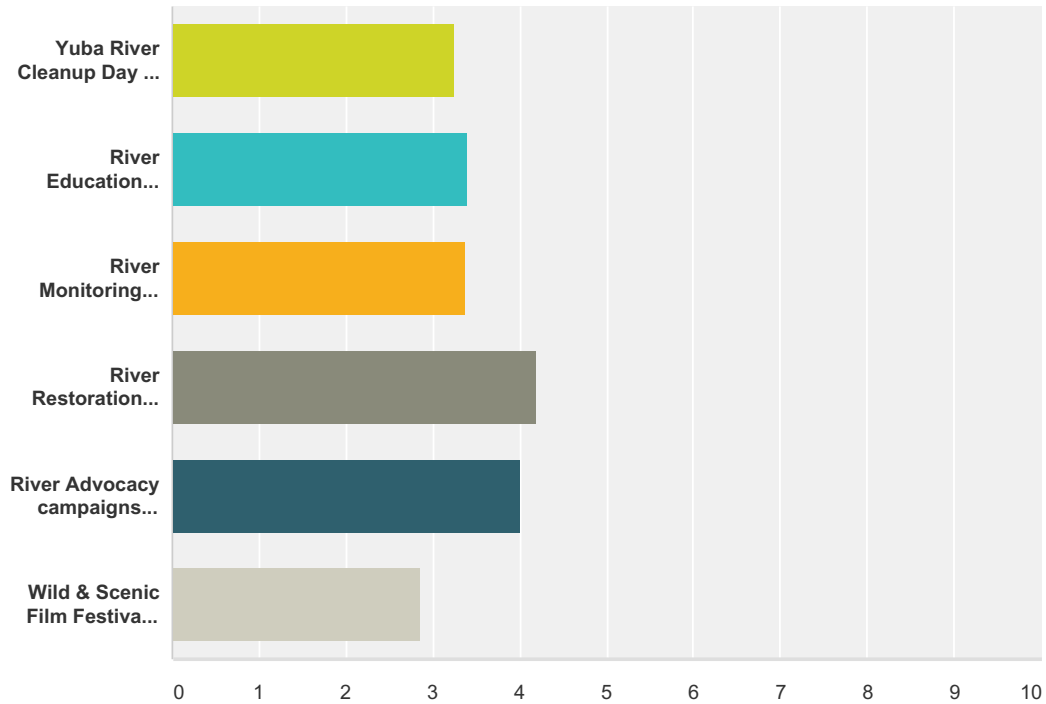
Q4 What do you think is the most important thing that SYRCL should be working on?

Answered: 329 Skipped: 55

Q5 Please rank SYRCL's major programs in order of importance to you:

Answered: 349 Skipped: 35

SYRCL Community Survey 2015

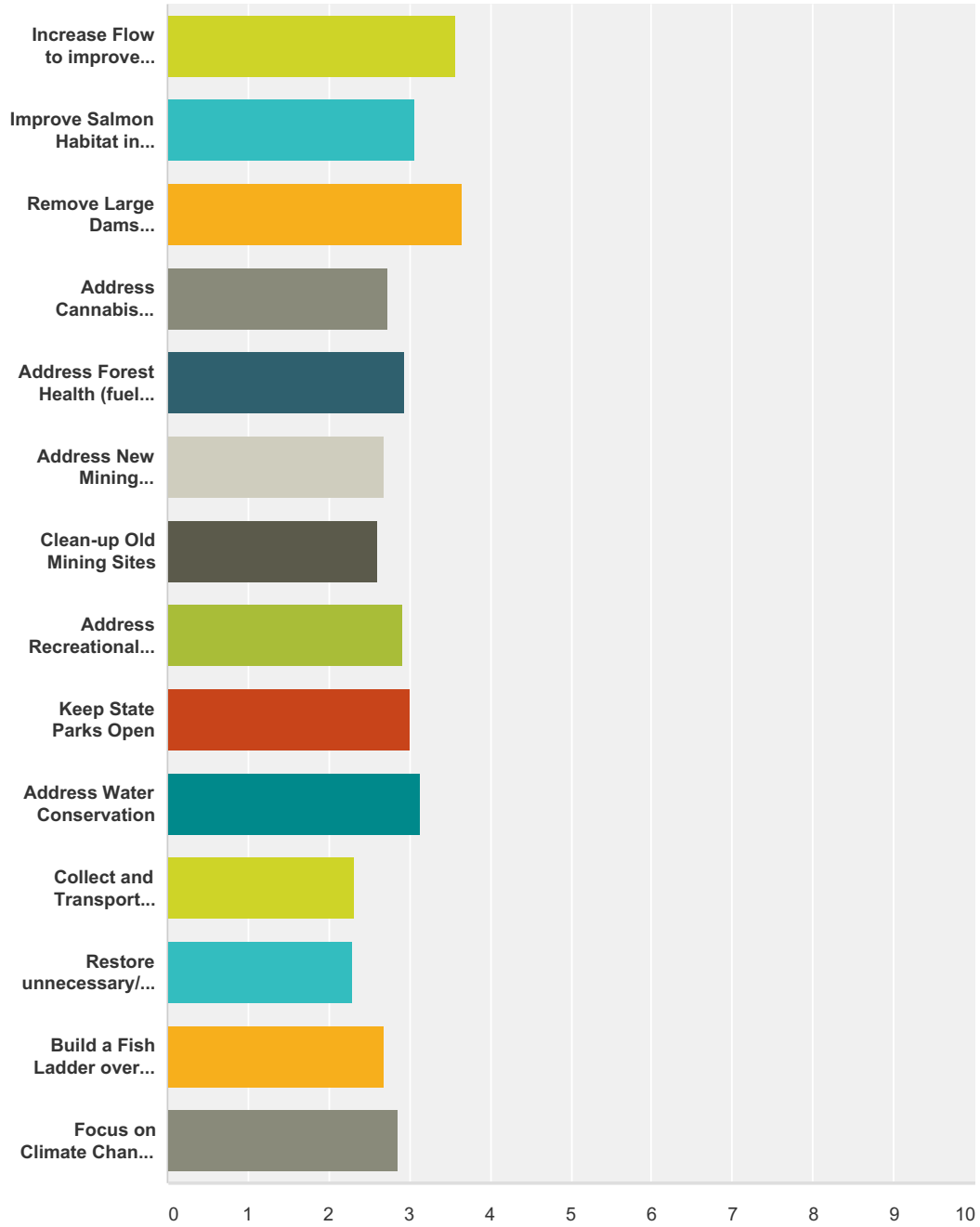


	First	Second	Third	Fourth	Fifth	Sixth	Total	Weighted Average
Yuba River Cleanup Day & River Ambassadors program	11.98% 40	12.87% 43	18.26% 61	19.46% 65	20.36% 68	17.07% 57	334	3.25
River Education (School Assemblies, Salmon Tours, Field Science)	9.85% 33	17.61% 59	22.69% 76	16.12% 54	21.19% 71	12.54% 42	335	3.41
River Monitoring program	10.18% 34	19.76% 66	14.67% 49	23.35% 78	17.07% 57	14.97% 50	334	3.38
River Restoration projects (meadows and fish habitat)	25.74% 87	24.26% 82	18.05% 61	14.20% 48	10.95% 37	6.80% 23	338	4.19
River Advocacy campaigns (salmon, dams, mines, etc)	30.93% 103	15.92% 53	13.51% 45	13.81% 46	14.41% 48	11.41% 38	333	4.01
Wild & Scenic Film Festival (includes On Tour)	12.84% 43	10.15% 34	13.43% 45	12.54% 42	15.22% 51	35.82% 120	335	2.85

Q6 What do you think are the five most important issues that SYRCL should focus on?

Answered: 349 Skipped: 35

SYRCL Community Survey 2015



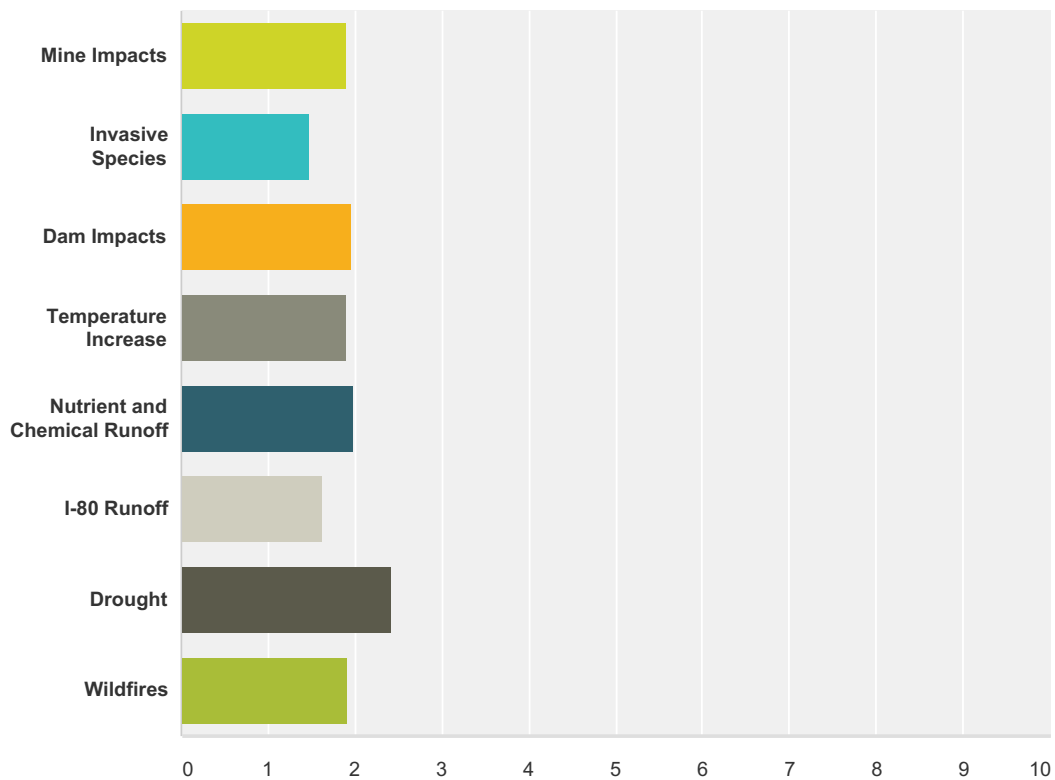
	First	Second	Third	Fourth	Fifth	Total	Weighted Average
Increase Flow to improve Habitat through Dam Re-licensing Negotiations (FERC)	37.50% 75	20.00% 40	17.00% 34	14.00% 28	11.50% 23	200	3.58
Improve Salmon Habitat in lower Yuba River (below Englebright)	12.30% 23	27.81% 52	29.95% 56	14.44% 27	15.51% 29	187	3.07
Remove Large Dams (Englebright and/or Daguerre)	37.76% 54	23.08% 33	16.08% 23	12.59% 18	10.49% 15	143	3.65
Address Cannabis Cultivation Impacts	13.71% 17	18.55% 23	17.74% 22	26.61% 33	23.39% 29	124	2.73
Address Forest Health (fuel reduction, water supply)	18.75% 27	18.75% 27	18.75% 27	26.39% 38	17.36% 25	144	2.95

SYRCL Community Survey 2015

Address New Mining Proposals	11.72% 17	18.62% 27	22.76% 33	22.07% 32	24.83% 36	145	2.70
Clean-up Old Mining Sites	7.79% 6	16.88% 13	23.38% 18	33.77% 26	18.18% 14	77	2.62
Address Recreational Impacts (such as camping, fire, garbage, litter)	15.00% 18	21.67% 26	22.50% 27	22.50% 27	18.33% 22	120	2.92
Keep State Parks Open	24.00% 30	18.40% 23	15.20% 19	18.40% 23	24.00% 30	125	3.00
Address Water Conservation	24.16% 36	23.49% 35	12.75% 19	20.13% 30	19.46% 29	149	3.13
Collect and Transport Salmon above Dams (in trucks)	6.45% 2	12.90% 4	19.35% 6	29.03% 9	32.26% 10	31	2.32
Restore unnecessary/eroding Forest Service Roads	3.70% 1	14.81% 4	22.22% 6	25.93% 7	33.33% 9	27	2.30
Build a Fish Ladder over Englebright Dam	16.30% 15	14.13% 13	19.57% 18	22.83% 21	27.17% 25	92	2.70
Focus on Climate Change (adaptation strategies, green house gas reductions)	21.26% 27	14.96% 19	22.83% 29	11.02% 14	29.92% 38	127	2.87

Q7 SYRCL's River Monitoring Plan was updated in 2014. Please rank what you think are the top three threats to water quality in the Yuba watershed.

Answered: 345 Skipped: 39

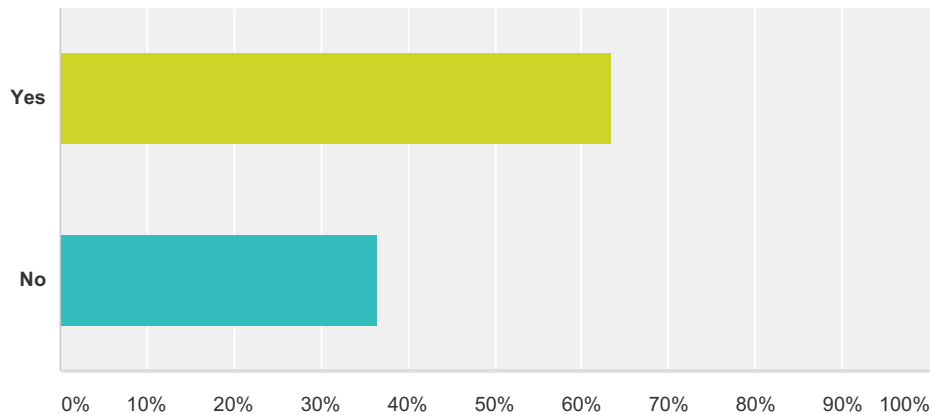


SYRCL Community Survey 2015

	First	Second	Third	Total	Weighted Average
Mine Impacts	31.03% 36	29.31% 34	39.66% 46	116	1.91
Invasive Species	5.75% 5	37.93% 33	56.32% 49	87	1.49
Dam Impacts	32.81% 42	31.25% 40	35.94% 46	128	1.97
Temperature Increase	24.11% 34	41.13% 58	34.75% 49	141	1.89
Nutrient and Chemical Runoff	30.26% 59	37.44% 73	32.31% 63	195	1.98
I-80 Runoff	15.79% 6	31.58% 12	52.63% 20	38	1.63
Drought	60.16% 148	22.36% 55	17.48% 43	246	2.43
Wildfires	22.39% 15	47.76% 32	29.85% 20	67	1.93

Q8 Have you volunteered for SYRCL in the past three years?

Answered: 345 Skipped: 39

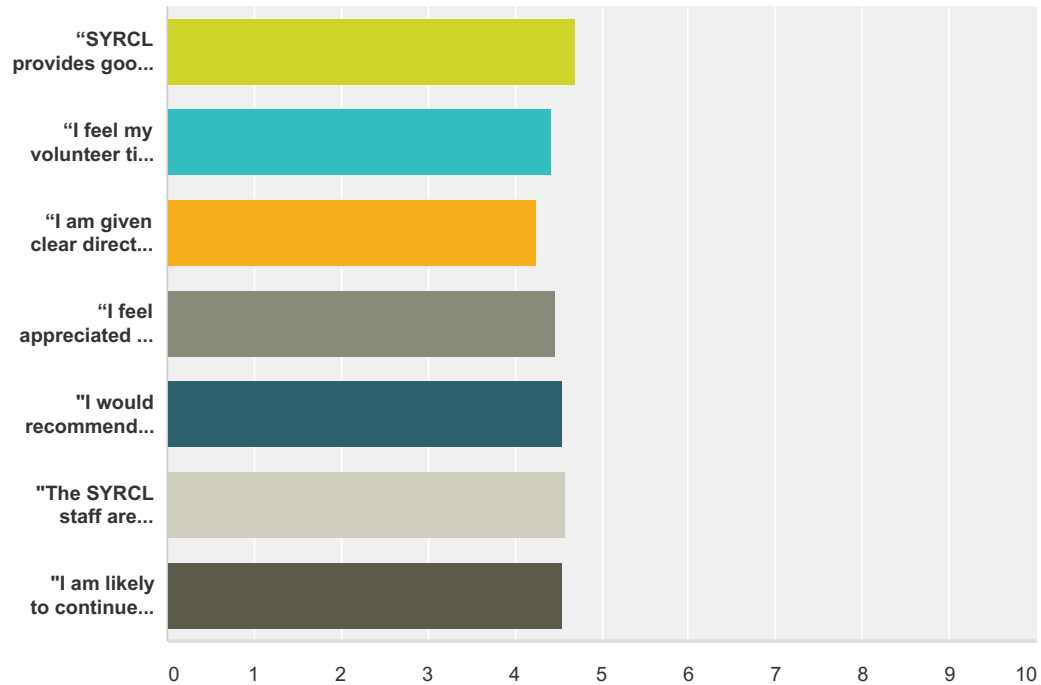


Answer Choices	Responses
Yes	63.48% 219
No	36.52% 126
Total	345

Q9 For each of the following statements, please rate your level of agreement:

Answered: 214 Skipped: 170

SYRCL Community Survey 2015

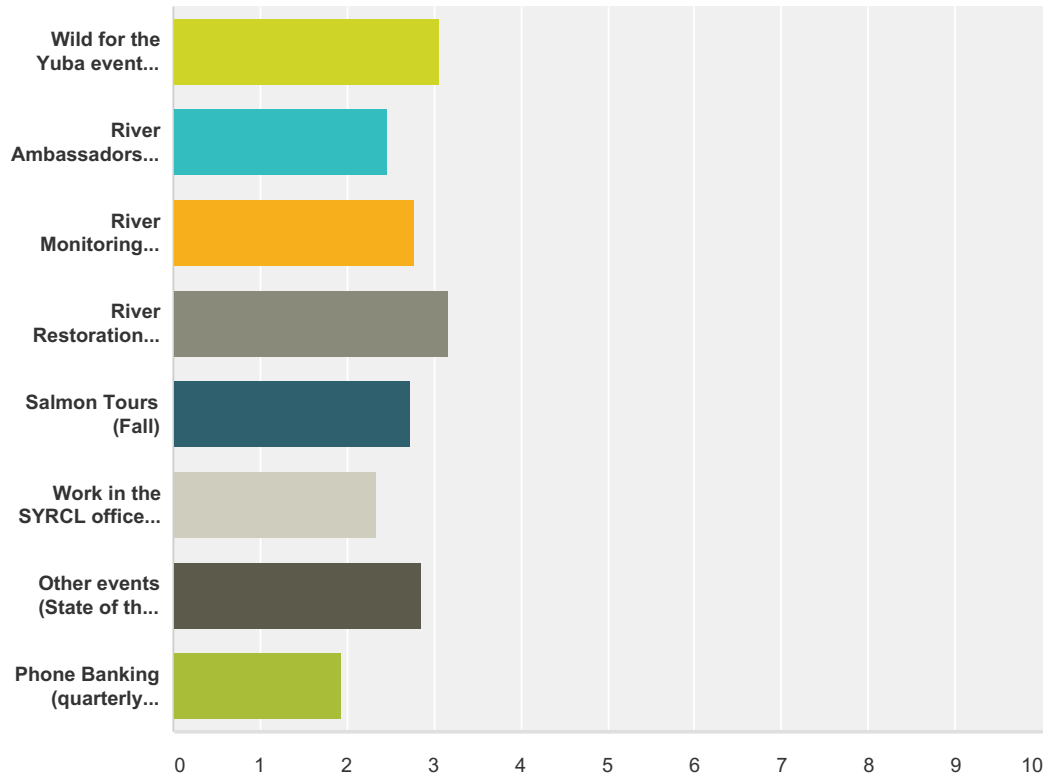


	Strongly Agree	Agree	Neutral	Disagree	Strongly Disagree	N/A	Total	Weighted Average
"SYRCL provides good volunteer opportunities"	73.24% 156	23.94% 51	1.88% 4	0.47% 1	0.47% 1	0.00% 0	213	4.69
"I feel my volunteer time makes a difference"	50.23% 107	42.25% 90	6.10% 13	0.00% 0	0.94% 2	0.47% 1	213	4.42
"I am given clear direction about my volunteer assignment"	44.34% 94	40.09% 85	12.26% 26	0.94% 2	1.42% 3	0.94% 2	212	4.26
"I feel appreciated for my volunteer work"	54.46% 116	38.03% 81	5.16% 11	0.94% 2	0.47% 1	0.94% 2	213	4.46
"I would recommend volunteering at SYRCL to my friends"	62.09% 131	34.12% 72	2.84% 6	0.00% 0	0.95% 2	0.00% 0	211	4.56
"The SYRCL staff are friendly and welcoming"	66.36% 142	29.44% 63	2.80% 6	0.93% 2	0.47% 1	0.00% 0	214	4.60
"I am likely to continue volunteering at SYRCL"	63.85% 136	27.23% 58	5.63% 12	0.47% 1	0.94% 2	1.88% 4	213	4.56

Q10 SYRCL relies on hundreds of volunteers for our annual River Cleanup Day as well as the Wild & Scenic Film Festival. However, we would like to know about your interest in volunteering for our many other programs, campaign and events. How likely would you be to VOLUNTEER for the following activities?

Answered: 317 Skipped: 67

SYRCL Community Survey 2015



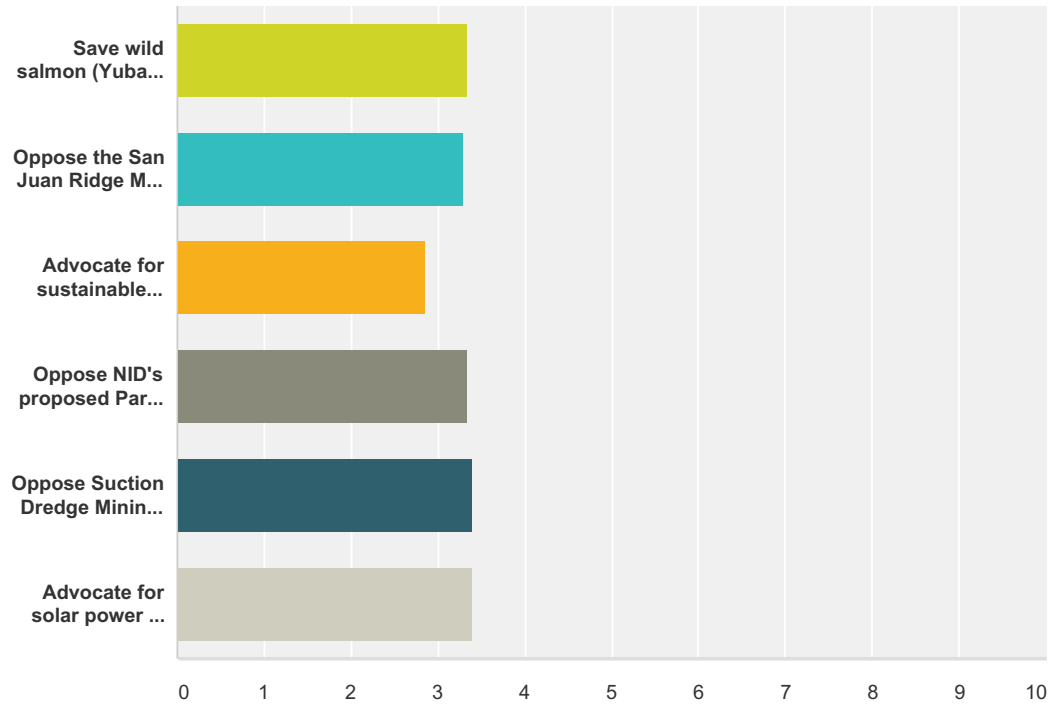
	Very Likely	Likely	Neutral	Unlikely	Very Unlikely	Total	Weighted Average
Wild for the Yuba event (June)	8.93% 26	31.62% 92	29.21% 85	17.18% 50	13.06% 38	291	3.06
River Ambassadors program (Summer)	5.28% 15	11.97% 34	27.11% 77	35.92% 102	19.72% 56	284	2.47
River Monitoring program (Spring-Fall)	10.53% 30	17.89% 51	28.42% 81	24.21% 69	18.95% 54	285	2.77
River Restoration projects (Spring-Fall)	12.71% 37	34.36% 100	23.37% 68	16.84% 49	12.71% 37	291	3.18
Salmon Tours (Fall)	7.12% 20	22.06% 62	26.69% 75	25.98% 73	18.15% 51	281	2.74
Work in the SYRCL office (year-round)	5.43% 15	13.04% 36	22.10% 61	28.62% 79	30.80% 85	276	2.34
Other events (State of the Yuba, Quiz Night, etc)	10.84% 31	20.98% 60	29.37% 84	21.68% 62	17.13% 49	286	2.87
Phone Banking (quarterly calls to lapsed members)	3.21% 9	6.07% 17	16.43% 46	31.43% 88	42.86% 120	280	1.95

Q11 SYRCL relies on volunteers to participate in our advocacy work such as when over 400 volunteers collected 10,000 signatures in 30 days to save the South Yuba River State Park in 2012. Please note that NOT all of the advocacy campaigns listed below are currently active - and some

SYRCL Community Survey 2015

may never be needed since they are only proposals today. Please answer how likely would you be to VOLUNTEER for the following campaigns?

Answered: 316 Skipped: 68

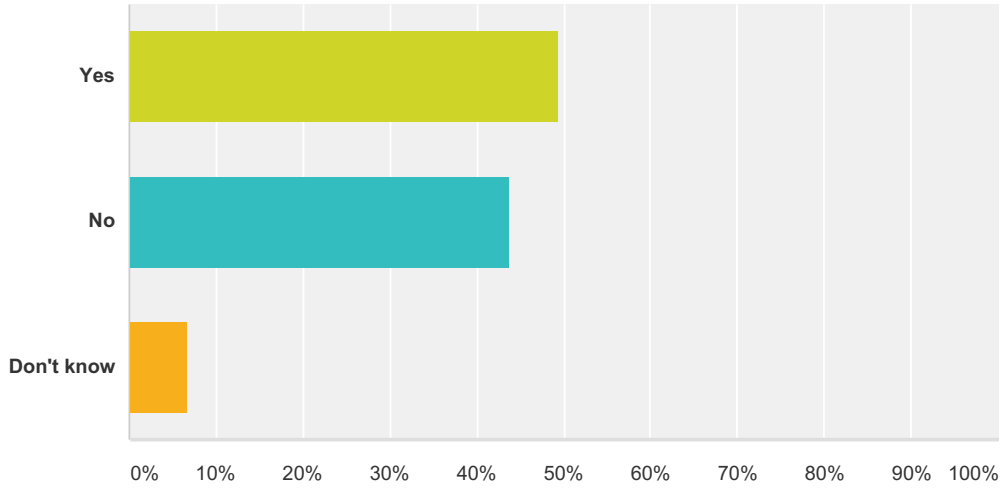


	Very Likely	Likely	Neutral	Unlikely	Very Unlikely	Total	Weighted Average
Save wild salmon (Yuba Salmon Now campaign)	16.72% 50	31.44% 94	31.77% 95	10.03% 30	10.03% 30	299	3.35
Oppose the San Juan Ridge Mine proposal (if necessary)	18.48% 56	28.38% 86	29.37% 89	11.55% 35	12.21% 37	303	3.29
Advocate for sustainable cannabis (marijuana) cultivation that protects the Yuba River	8.31% 25	22.59% 68	34.22% 103	16.28% 49	18.60% 56	301	2.86
Oppose NID's proposed Parker Dam on the Bear River (if necessary)	20.47% 61	27.18% 81	29.19% 87	11.74% 35	11.41% 34	298	3.34
Oppose Suction Dredge Mining on the Yuba	22.33% 67	29.00% 87	27.67% 83	9.00% 27	12.00% 36	300	3.41
Advocate for solar power at Malakoff Diggins State Park (to cut costs and keep it open)	19.00% 57	32.67% 98	28.00% 84	10.00% 30	10.33% 31	300	3.40

Q12 I am currently an annual dues-paying SYRCL member:

Answered: 319 Skipped: 65

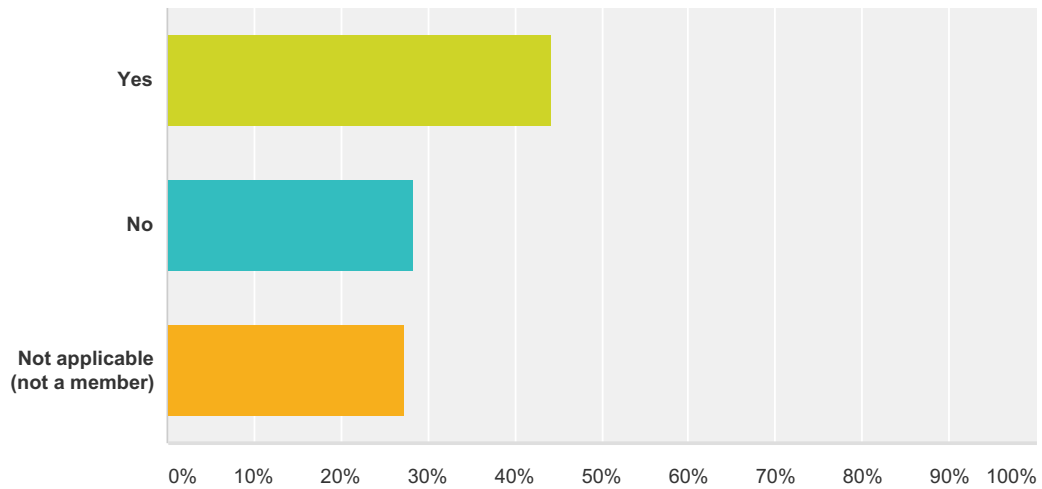
SYRCL Community Survey 2015



Answer Choices	Responses	
Yes	49.53%	158
No	43.89%	140
Don't know	6.58%	21
Total		319

Q13 In addition to being a dues-paying member, I support SYRCL with additional donations and/or attend fundraising events.

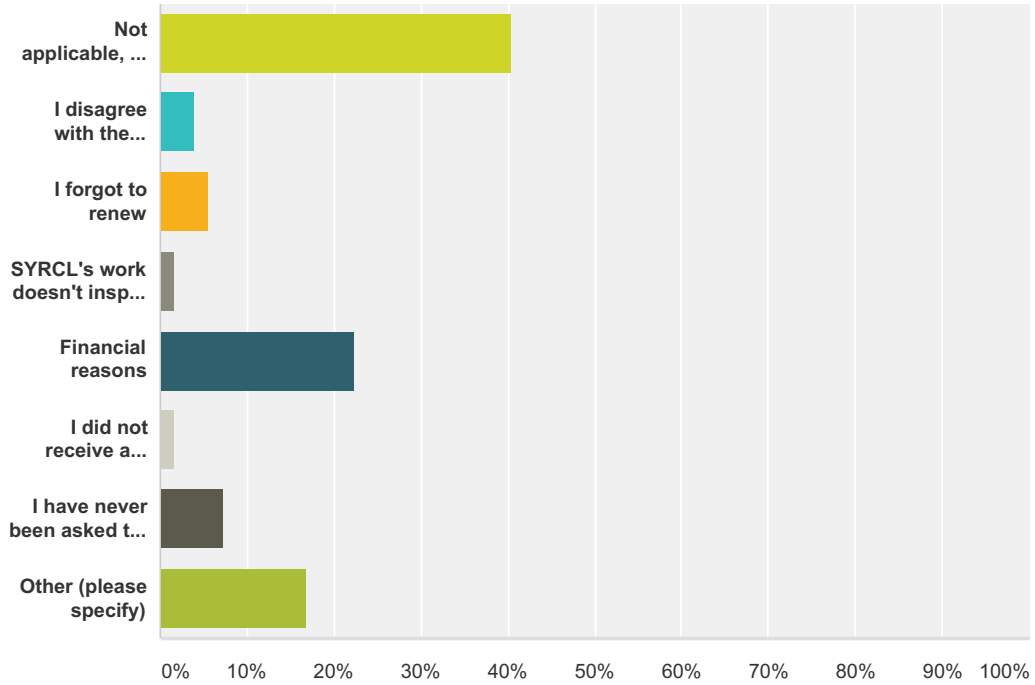
Answered: 314 Skipped: 70



Answer Choices	Responses	
Yes	44.27%	139
No	28.34%	89
Not applicable (not a member)	27.39%	86

Q14 If you stopped renewing your membership (or have never been a member), why? [check best answer only]

Answered: 247 Skipped: 137

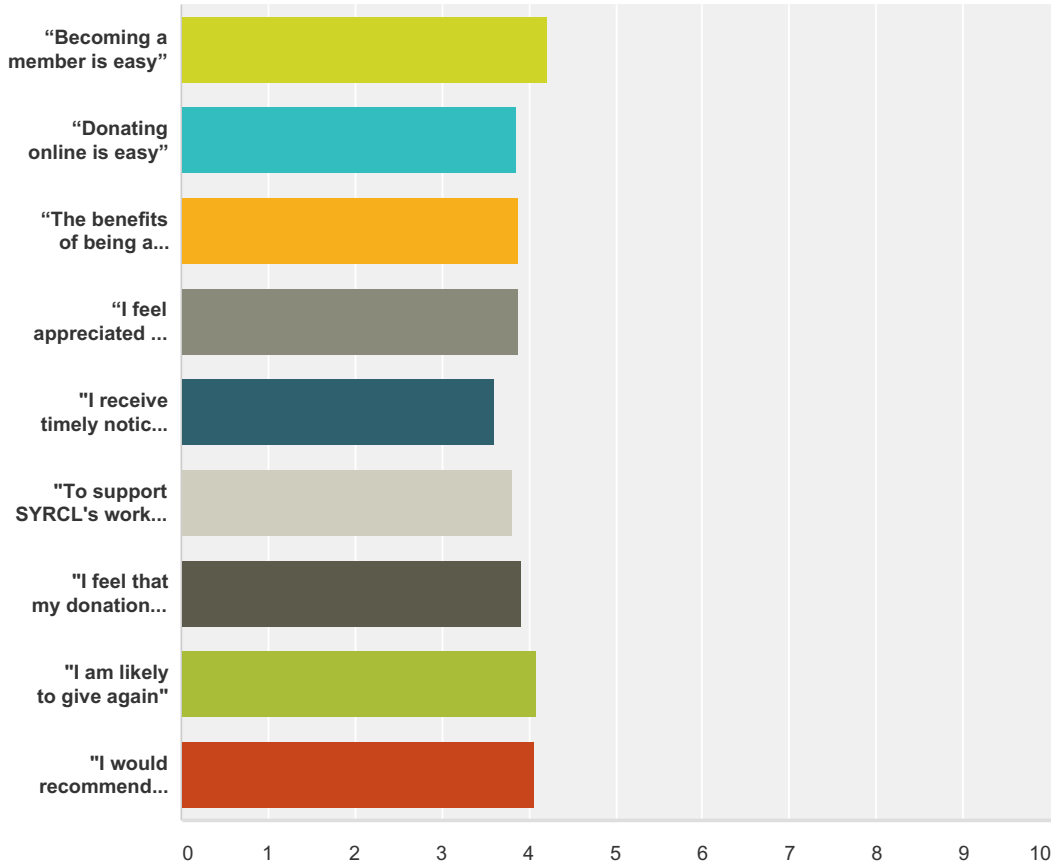


Answer Choices	Responses
Not applicable, I'm still a member	40.49% 100
I disagree with the direction of SYRCL's work	4.05% 10
I forgot to renew	5.67% 14
SYRCL's work doesn't inspire me enough to give money	1.62% 4
Financial reasons	22.27% 55
I did not receive a renewal notice	1.62% 4
I have never been asked to be a member	7.29% 18
Other (please specify)	17.00% 42
Total	247

Q15 For each of the following statements, please rate your level of agreement:

Answered: 297 Skipped: 87

SYRCL Community Survey 2015

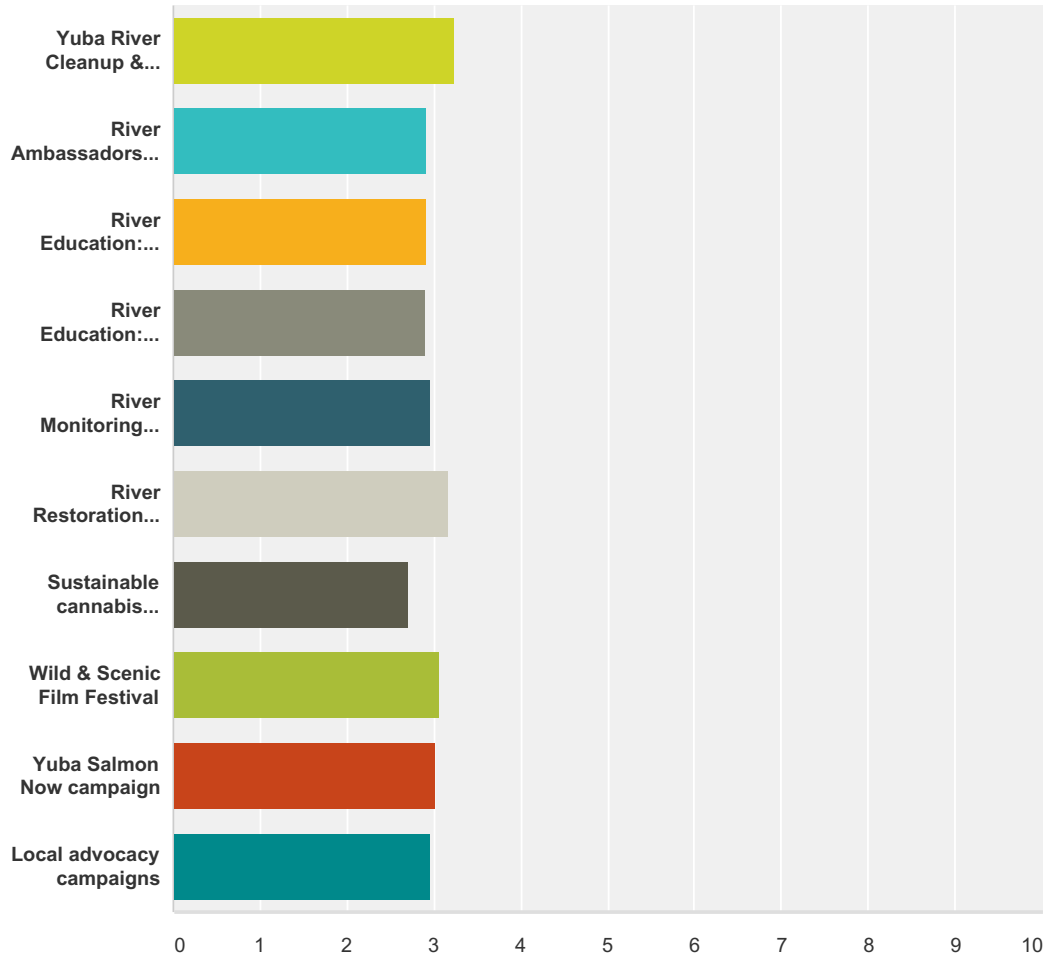


	Strongly Agree	Agree	Neutral	Disagree	Strongly Disagree	Total	Weighted Average
"Becoming a member is easy"	44.67% 130	35.05% 102	18.21% 53	0.34% 1	1.72% 5	291	4.21
"Donating online is easy"	29.58% 84	30.99% 88	36.62% 104	1.06% 3	1.76% 5	284	3.86
"The benefits of being a member are clear to me"	32.29% 93	35.07% 101	25.00% 72	4.86% 14	2.78% 8	288	3.89
"I feel appreciated for my donations"	34.15% 97	26.76% 76	35.21% 100	2.11% 6	1.76% 5	284	3.89
"I receive timely notice to renew my annual membership"	23.93% 67	21.79% 61	47.86% 134	3.93% 11	2.50% 7	280	3.61
"To support SYRCL's work, it is important to be a dues-paying member"	35.29% 102	27.34% 79	25.61% 74	9.00% 26	2.77% 8	289	3.83
"I feel that my donation makes an impact"	30.77% 88	36.36% 104	29.72% 85	0.70% 2	2.45% 7	286	3.92
"I am likely to give again"	40.00% 114	34.39% 98	22.46% 64	1.05% 3	2.11% 6	285	4.09
"I would recommend giving to SYRCL to my friends"	41.18% 119	32.87% 95	20.76% 60	2.08% 6	3.11% 9	289	4.07

Q16 SYRCL relies heavily on membership dues and donations to support our

work.How likely would you be to DONATE to the following activities in addition to paying membership dues?

Answered: 294 Skipped: 90



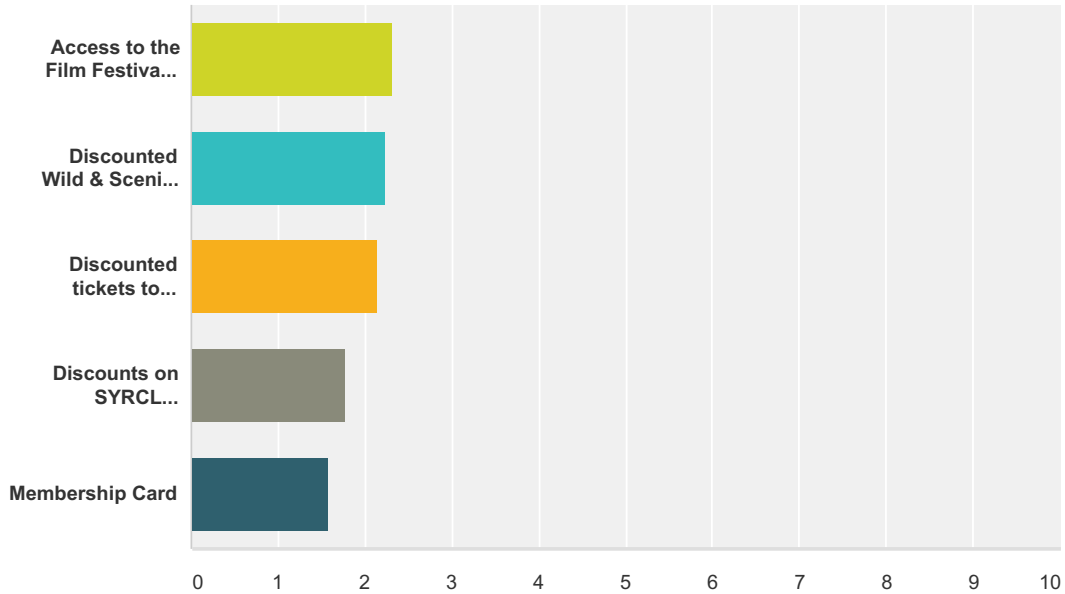
	Very Likely	Likely	Neutral	Unlikely	Very Unlikely	Total	Weighted Average
Yuba River Cleanup & Restoration Day	14.18% 39	24.00% 66	40.36% 111	14.91% 41	6.55% 18	275	3.24
River Ambassadors program	4.38% 12	20.44% 56	46.72% 128	19.34% 53	9.12% 25	274	2.92
River Education: School assemblies	4.73% 13	21.82% 60	45.09% 124	18.55% 51	9.82% 27	275	2.93
River Education: Salmon Tours	5.15% 14	18.01% 49	48.16% 131	18.75% 51	9.93% 27	272	2.90
River Monitoring program	2.91% 8	24.73% 68	46.91% 129	17.09% 47	8.36% 23	275	2.97
River Restoration projects	6.88% 19	32.25% 89	39.86% 110	13.41% 37	7.61% 21	276	3.17
Sustainable cannabis (marijuana) cultivation (educate about best practices)	4.40% 12	15.02% 41	43.22% 118	22.71% 62	14.65% 40	273	2.72

SYRCL Community Survey 2015

Wild & Scenic Film Festival	13.43% 38	25.80% 73	28.27% 80	19.79% 56	12.72% 36	283	3.07
Yuba Salmon Now campaign	7.38% 20	21.03% 57	47.23% 128	15.13% 41	9.23% 25	271	3.02
Local advocacy campaigns	5.20% 14	21.19% 57	49.44% 133	13.01% 35	11.15% 30	269	2.96

Q17 Which membership benefits are most important to you?

Answered: 281 Skipped: 103

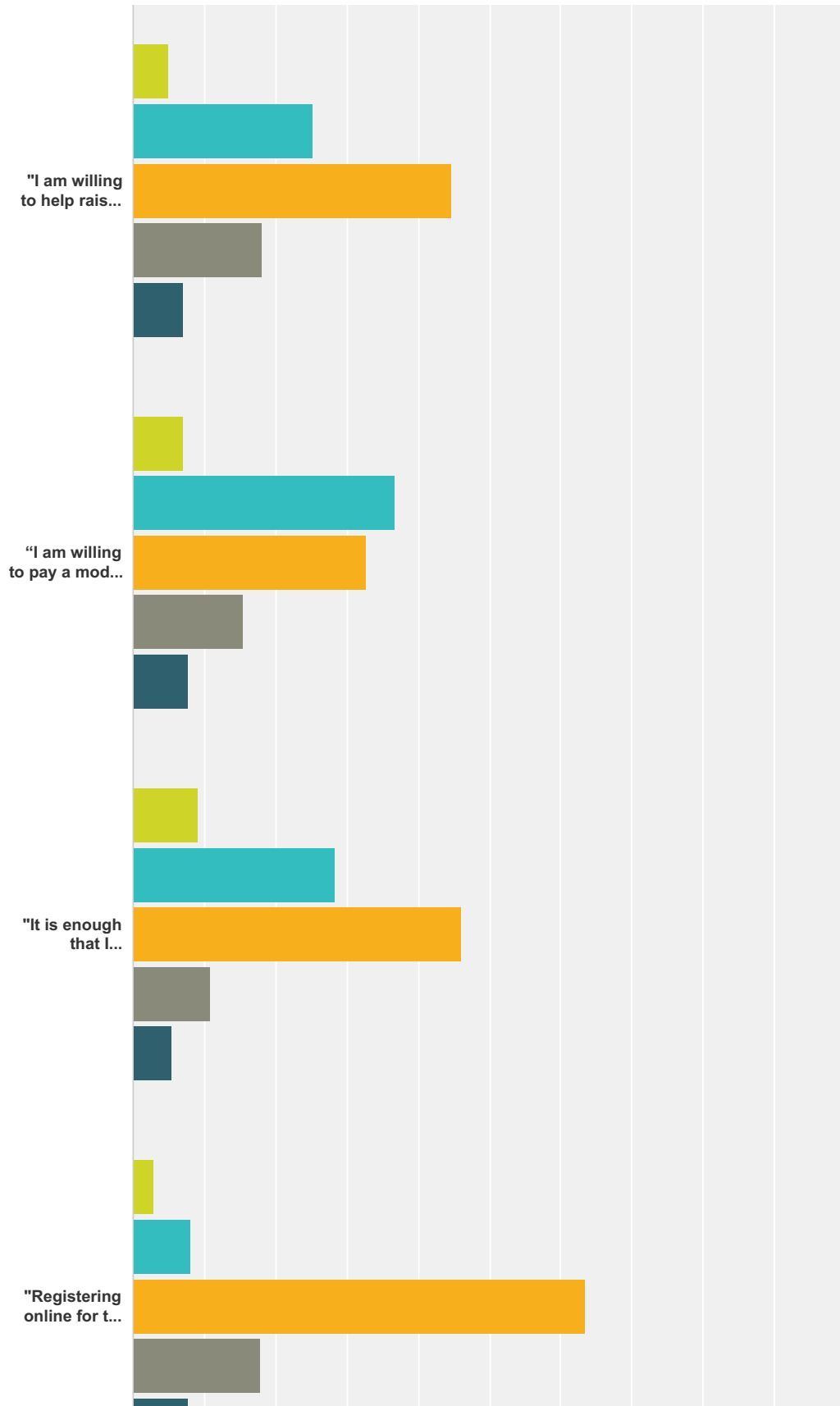


	Important	Neutral	Not important	Total	Weighted Average
Access to the Film Festival DVD library	50.72% 140	30.43% 84	18.84% 52	276	2.32
Discounted Wild & Scenic Film Festival tickets	46.35% 127	31.02% 85	22.63% 62	274	2.24
Discounted tickets to other SYRCL events	36.33% 97	42.70% 114	20.97% 56	267	2.15
Discounts on SYRCL merchandise	15.15% 40	47.73% 126	37.12% 98	264	1.78
Membership Card	8.75% 23	41.83% 110	49.43% 130	263	1.59

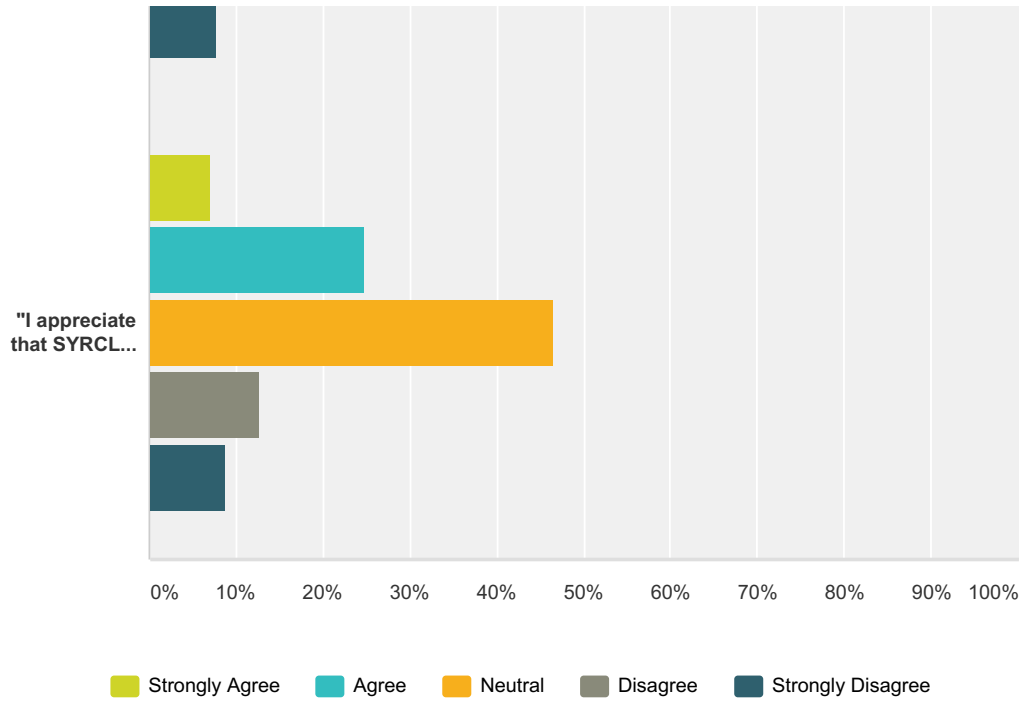
Q18 Two years ago, we created the "Clean-a-thon" to raise funds for both the annual River Cleanup Day and the River Ambassador program since we have been unable to find grants or other means to support these essential programs. For each

of the following statements, please rate your level of agreement:

Answered: 289 Skipped: 95



SYRCL Community Survey 2015

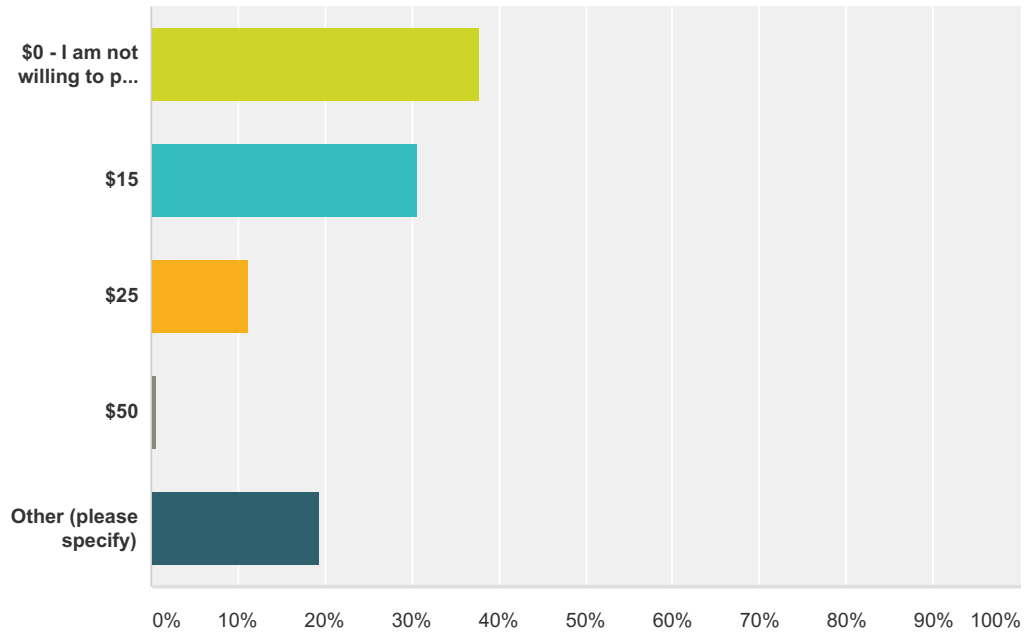


	Strongly Agree	Agree	Neutral	Disagree	Strongly Disagree	Total
"I am willing to help raise money by participating in the Clean-a-thon to support these two important programs"	4.96% 14	25.18% 71	44.68% 126	18.09% 51	7.09% 20	282
"I am willing to pay a modest registration fee to participate in the Cleanup Day if it means these two programs continue"	7.07% 20	36.75% 104	32.86% 93	15.55% 44	7.77% 22	283
"It is enough that I volunteer for the Cleanup Day, don't ask me to raise money too"	9.09% 25	28.36% 78	46.18% 127	10.91% 30	5.45% 15	275
"Registering online for the Clean-a-thon is too difficult"	2.93% 8	8.06% 22	63.37% 173	17.95% 49	7.69% 21	273
"I appreciate that SYRCL offers prizes (T-shirts, hats, water bottles, etc) as incentives for participating in the Clean-a-thon"	7.09% 20	24.82% 70	46.45% 131	12.77% 36	8.87% 25	282

Q19 If SYRCL established a registration fee for the River Cleanup Day, how much would you be willing to pay? (Note that kids under 12 would be free.)

Answered: 299 Skipped: 85

SYRCL Community Survey 2015

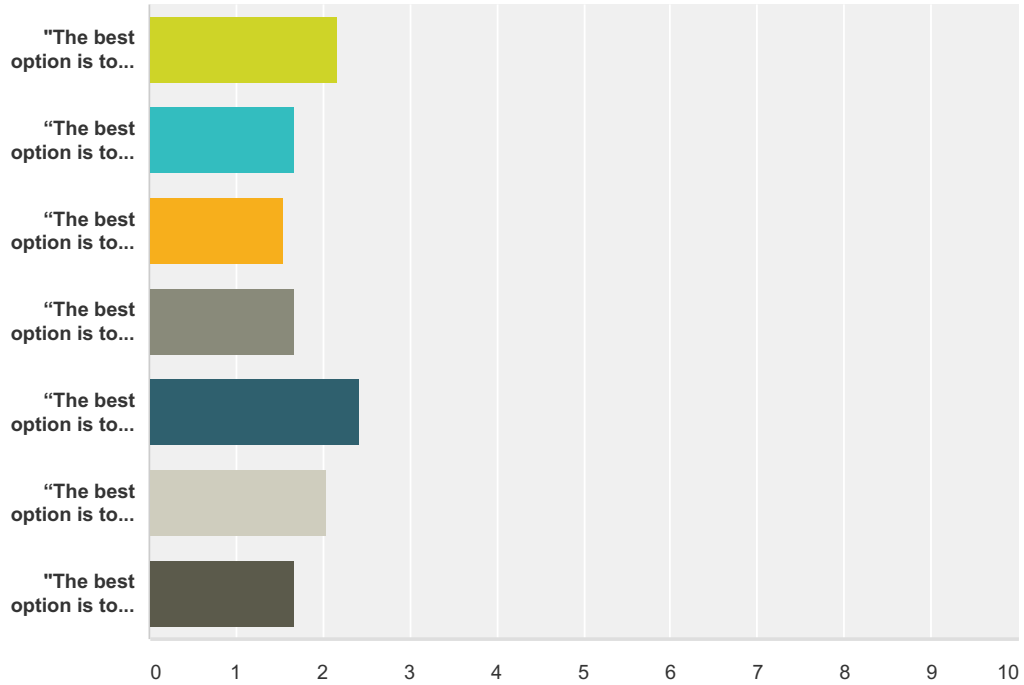


Answer Choices	Responses
\$0 - I am not willing to pay a registration fee	37.79% 113
\$15	30.77% 92
\$25	11.37% 34
\$50	0.67% 2
Other (please specify)	19.40% 58
Total	299

Q20 Please rank what you think are the best three alternatives for providing fish passage in order of importance:

Answered: 260 Skipped: 124

SYRCL Community Survey 2015

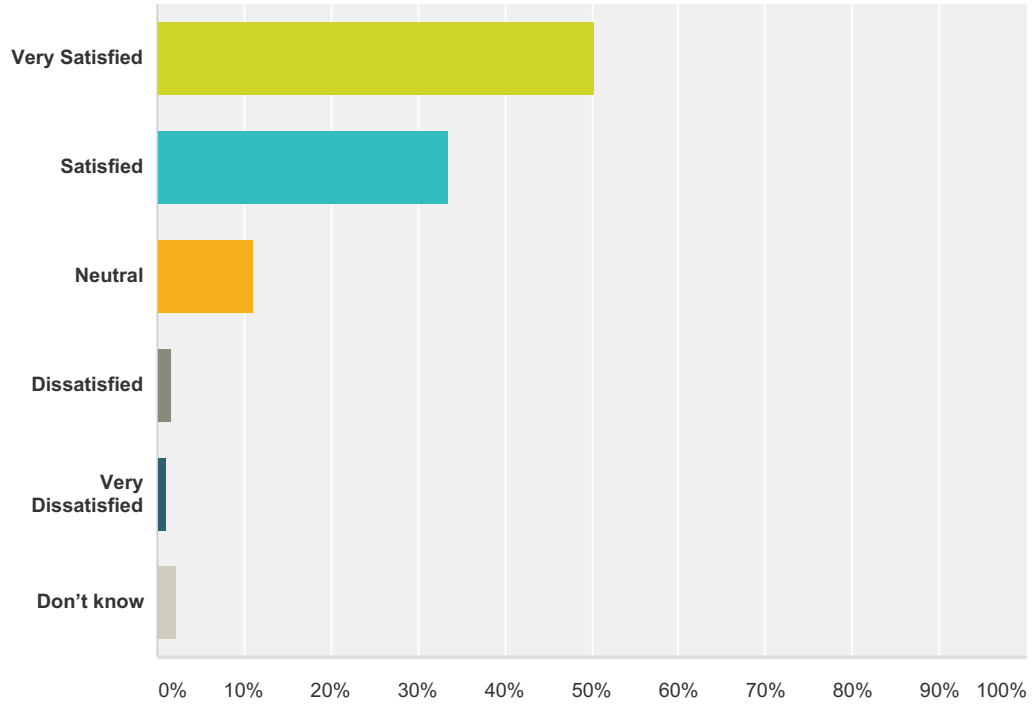


	First	Second	Third	Total	Weighted Average
"The best option is to restore salmon habitat in the lower Yuba River below Englebright Dam" (\$90M, improvements could increase fish population several times)	41.24% 80	34.54% 67	24.23% 47	194	2.17
"The best option is to collect and transport salmon to the North Yuba River above New Bullards Bar Dam" (\$99M, 11 miles of habitat)	16.44% 12	32.88% 24	50.68% 37	73	1.66
"The best option is to collect and transport salmon to the South Yuba River near Edwards Crossing" (\$83M, 1 mile of habitat)	12.50% 5	30.00% 12	57.50% 23	40	1.55
"The best option is to collect and transport salmon to the Middle Yuba River above Our House Dam"(\$89M, 8 miles of habitat)	18.18% 10	30.91% 17	50.91% 28	55	1.67
"The best option is to completely remove Englebright Dam"(\$2.5 Billion, 13 miles of habitat)	63.06% 99	16.56% 26	20.38% 32	157	2.43
"The best option is to lower Englebright Dam about halfway, then build a fish ladder up to it"(\$1.7 Billion, 13 miles of habitat)	27.11% 45	51.20% 85	21.69% 36	166	2.05
"The best option is to do nothing"	28.00% 7	12.00% 3	60.00% 15	25	1.68

Q21 Generally speaking, how satisfied are you with how SYRCL keeps you informed about its activities?

Answered: 306 Skipped: 78

SYRCL Community Survey 2015

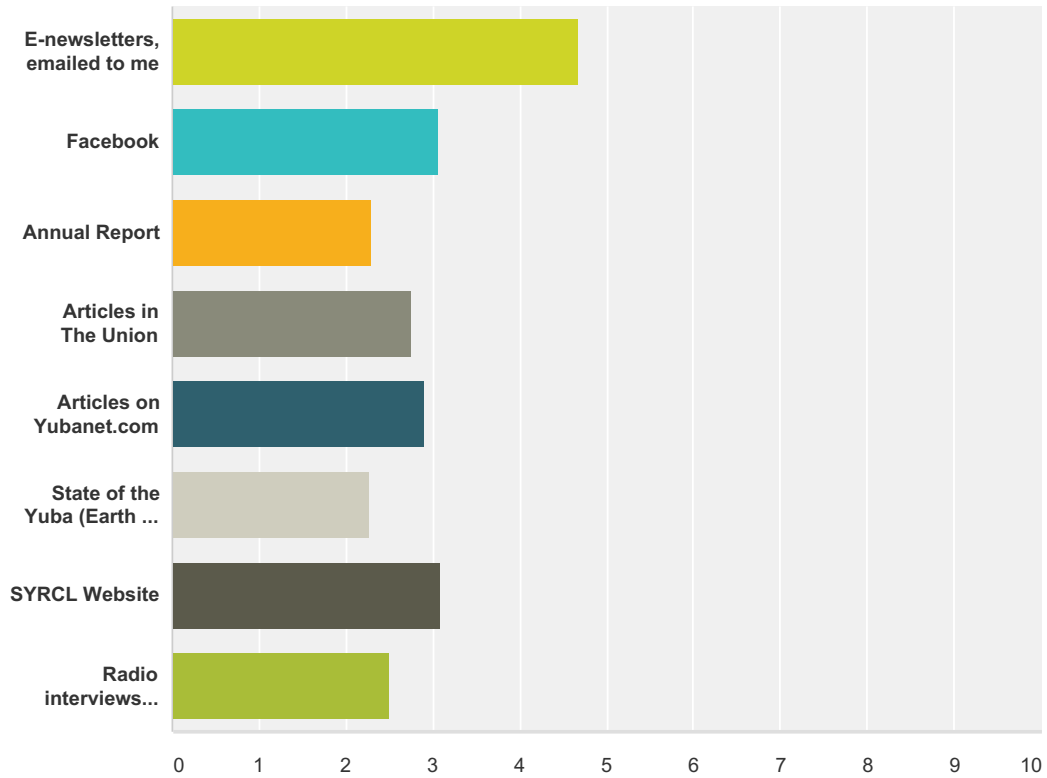


Answer Choices	Responses
Very Satisfied	50.33% 154
Satisfied	33.66% 103
Neutral	11.11% 34
Dissatisfied	1.63% 5
Very Dissatisfied	0.98% 3
Don't know	2.29% 7
Total	306

Q22 Please rank your preferred ways to get information from SYRCL:

Answered: 317 Skipped: 67

SYRCL Community Survey 2015

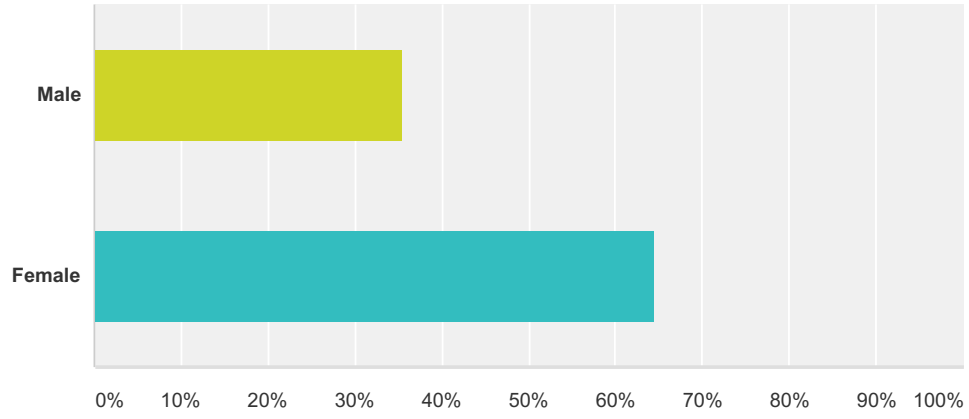


	First	Second	Third	Fourth	Fifth	Total	Weighted Average
E-newsletters, emailed to me	84.69% 249	6.46% 19	3.40% 10	2.38% 7	3.06% 9	294	4.67
Facebook	10.22% 14	40.15% 55	16.06% 22	13.87% 19	19.71% 27	137	3.07
Annual Report	2.06% 2	13.40% 13	25.77% 25	28.87% 28	29.90% 29	97	2.29
Articles in The Union	4.49% 7	26.28% 41	28.21% 44	22.44% 35	18.59% 29	156	2.76
Articles on Yubanet.com	5.59% 8	26.57% 38	34.97% 50	18.18% 26	14.69% 21	143	2.90
State of the Yuba (Earth Day event to report on Yuba's health and SYRCL's work)	3.82% 5	8.40% 11	26.72% 35	32.82% 43	28.24% 37	131	2.27
SYRCL Website	7.53% 18	39.75% 95	19.67% 47	20.08% 48	12.97% 31	239	3.09
Radio interviews (KVMR and KNCO)	5.76% 8	15.11% 21	30.94% 43	20.86% 29	27.34% 38	139	2.51

Q23 Gender:

Answered: 313 Skipped: 71

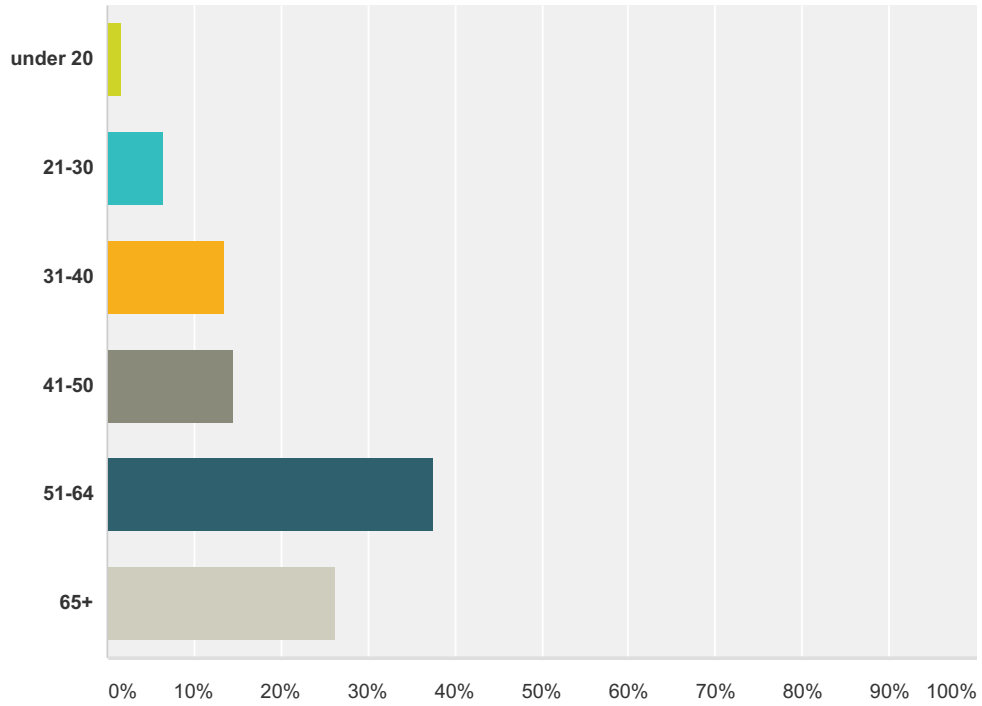
SYRCL Community Survey 2015



Answer Choices	Responses
Male	35.46% 111
Female	64.54% 202
Total	313

Q24 Age:

Answered: 309 Skipped: 75



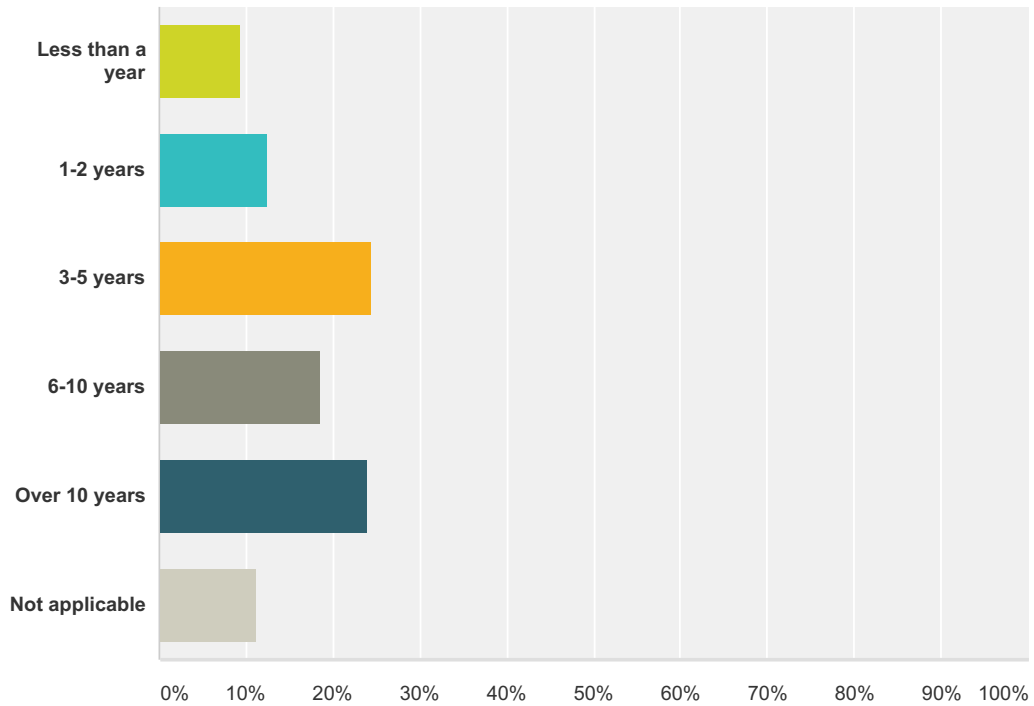
Answer Choices	Responses
under 20	1.62% 5
21-30	6.47% 20
31-40	13.59% 42

SYRCL Community Survey 2015

41-50	14.56%	45
51-64	37.54%	116
65+	26.21%	81
Total		309

Q25 How many years have you been active in SYRCL (as a member, volunteer, donor, event attendee, etc)?

Answered: 312 Skipped: 72

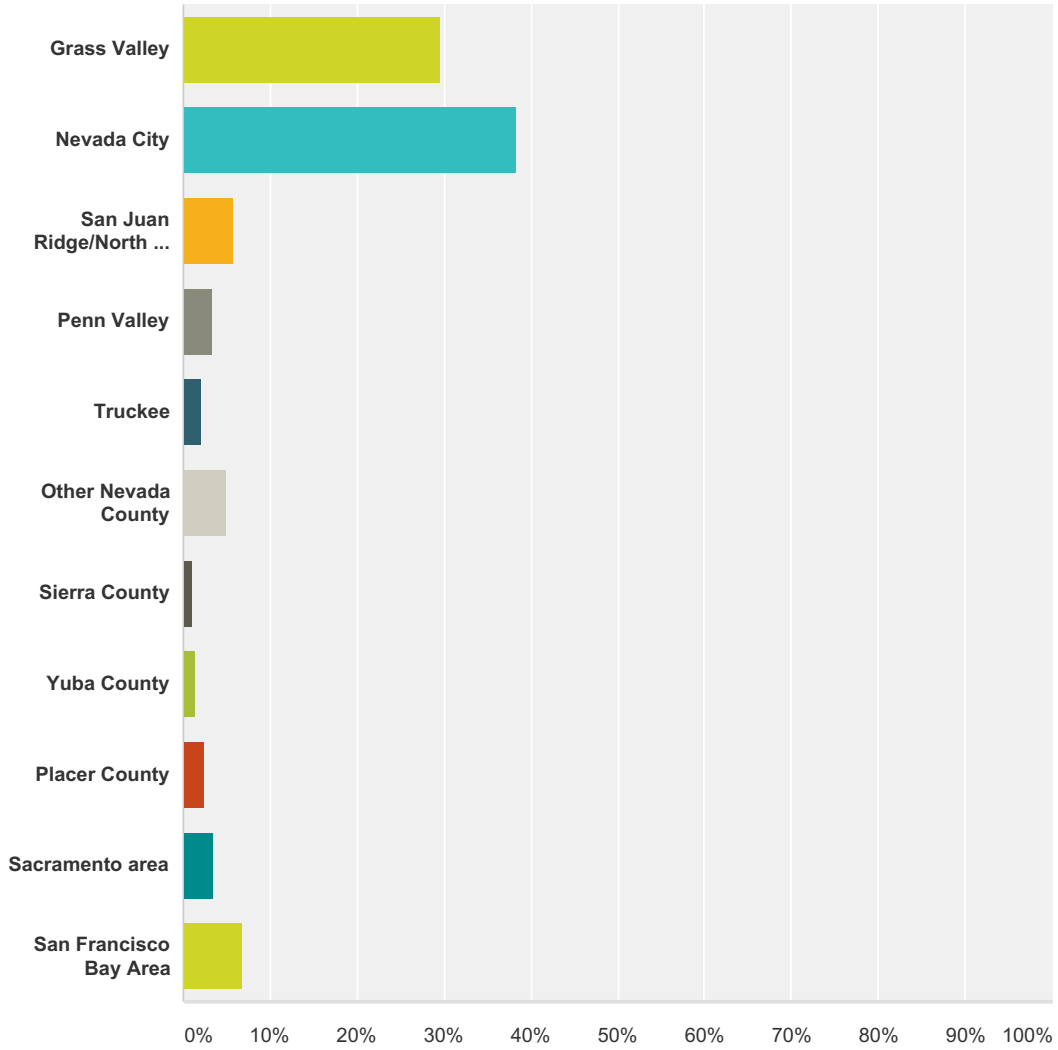


Answer Choices	Responses
Less than a year	9.29% 29
1-2 years	12.50% 39
3-5 years	24.36% 76
6-10 years	18.59% 58
Over 10 years	24.04% 75
Not applicable	11.22% 35
Total	312

Q26 Where do you live?

Answered: 276 Skipped: 108

SYRCL Community Survey 2015



Answer Choices	Responses	Count
Grass Valley	29.71%	82
Nevada City	38.41%	106
San Juan Ridge/North San Juan	5.80%	16
Penn Valley	3.26%	9
Truckee	2.17%	6
Other Nevada County	5.07%	14
Sierra County	1.09%	3
Yuba County	1.45%	4
Placer County	2.54%	7
Sacramento area	3.62%	10
San Francisco Bay Area	6.88%	19

**Q27 Do you have any additional comments
to share with SYRCL's Board of Directors
and staff?**

Answered: 100 Skipped: 284